

Let's Protect the Environment Together

Environmental Education Resources for Children

Hi, I'm Wes Guilford.

If we all work together, we can protect our environment. Let's find some ways to help the earth!




Municipality of
Dysart et al

705-457-1740 www.dysartetal.ca



Know. Wonder. Learn.



Write three things you already KNOW about the environment.

1. _____
2. _____
3. _____



Write three things you WONDER about the environment.

1. _____
2. _____
3. _____


Visit some websites to research the things you wonder about:

www.dysartetal.ca

www.climatekids.ca

www.rawmaterials.com

www.earthday.ca



Write three things you LEARNED about the environment.

1. _____
2. _____
3. _____




Word Search

N Y Z E M S Y E U J S P O L L U T I O N U D Z B U
 Y G N W N V O J R E P A I R R E T H I N K J C K J
 Z N A H M V C N I G C S X G V E C O L O G Y E I W
 N S Y H Q V I K K H E W Q I F Z E R G H O B U P B
 A C V L R G Z R L O R B I N B C A R D B O A R D S
 T H H P A D W N O R D S A Z A Z A J S Q H E T E R
 W D I C R L S O E N P L A S T I C P H Q A G A T F
 V Z Y N D O U H D T M B O T O D X M S W I I U S L
 C O M P O S T M F G U E O A M C P E Y R A S V O O
 S C G T D W N C I T K S N G X V D T S F E S S X T
 D N Q Z H Y Z A B N S P B T U S C A H Q S U T R Y
 Y L C N T I M E L L U Q Z E Q F B L R P R Q S E D
 D Z D H U N Z Z A I F M K C Z G D A D F E I J E E
 G S E F O T P C N T S J L O S S I X T N G J X R R
 O J A S R U G W D T O D J S I W C I O T O L T H Y
 B W R R E L R Q F E D I X Y Q M M G Q R E Y A F Z
 H U T B C Z O M I R T O Q S C C G E Y G G R X S K
 L G H Y Y G W L L I M I C T Y L I A Z R U A I E S
 O I F T C I S P L M Z P S E Y O O T C M J I N E B
 U N F K L T R U C K C C N M C Y N T M N O R J I S
 K A F E E J N H A Z A R D O U S Z K H J I X V X C
 I T Z Z G V S Y T R F O X Z I A W V V E W S C Y A
 Y U H M R E R L P L Q K O J M O B A E N S W B T J
 Z R Z U Q P T W L I E O J H D R E D U C E M Z V G
 T E Z E O E N E R G Y R Y U Q J P R E D E E M D F

Can you find these words? They can be horizontal (left to right), vertical (up to down), or diagonal.

air	energy	organic
aluminum	environment	plastic
batteries	glass	pollution
bin	grow	recycle
cardboard	hazardous	reduce
clothes	landfill	repair
compost	litter	rethink
earth	metal	reuse
ecology	nature	truck
ecosystem		waste




Practice the 3Rs

The 3Rs mean *Reduce, Reuse, and Recycle*.

The 3Rs tells us the order we should use when looking after our waste. We want to *reduce* first, *reuse* second, and *recycle* third.

What are some ways you can practice the 3Rs at home, at school, and in our community?



Reduce

1. _____
2. _____
3. _____



Reuse

1. _____
2. _____
3. _____



Recycle



1. _____
2. _____
3. _____



Recycle Right

In Dysart et al, we sort recycling into Containers and Papers.

Draw an arrow from the item being thrown away to the correct bin.



Recycling for Containers




Recycling for Papers



Garbage



Arts and Crafts



You can make me, Wes Guilford, out of an old toilet paper roll!

Share a picture of your creation by emailing it to info@dysartetal.ca or post it on Facebook (mention @dysartwaste) and Instagram (mention @wes.guilford).




You need:

- Toilet paper roll
- Construction paper
- Scissors
- Glue
- Marker

1. Cut a piece of construction paper to fit around the toilet paper roll.
2. Glue the construction paper to the toilet paper roll.
3. Cut out a circle for the head, and two ovals for the arms.
4. Using a different color paper, cut out four circles for the hands and feet, a large oval for the chest, and a flattened 8 for the face.
5. Draw eyes and a mouth on the face.
6. Glue the face to the head.
7. Glue the hands to the arms.
8. Glue the head to the toilet paper roll.
9. Glue the chest to the toilet paper roll.
10. Glue the arms to the toilet paper roll.
11. Glue the feet to the toilet paper roll.

Other Ideas

- Use scrap paper instead of construction paper.
- Paint the toilet paper roll.
- Use pipe cleaners for the arms and legs.



Reduce, reuse, recycle
Sung to "The More We Get Together"

Reduce, reuse, recycle.
Recycle.
Recycle.
Reduce, reuse, recycle.
It's easy to do.

Because your earth
Is my earth
And my earth
Is your earth.

Reduce, reuse, recycle.
It's easy to do.



We Recycle
Sung to "Mary Had A Little Lamb"

We recycle newspaper.
Newspaper.
Newspaper.
We recycle newspaper.
So we can save the earth.

We recycle milk cartons.
Milk cartons.
Milk cartons.
We recycle milk cartons.
So we can save the earth.




Municipality of
Dysart et al

705-457-1740 www.dysartetal.ca



Colour Me




Municipality of
Dysart et al

705-457-1740 www.dysartetal.ca



Get More Information

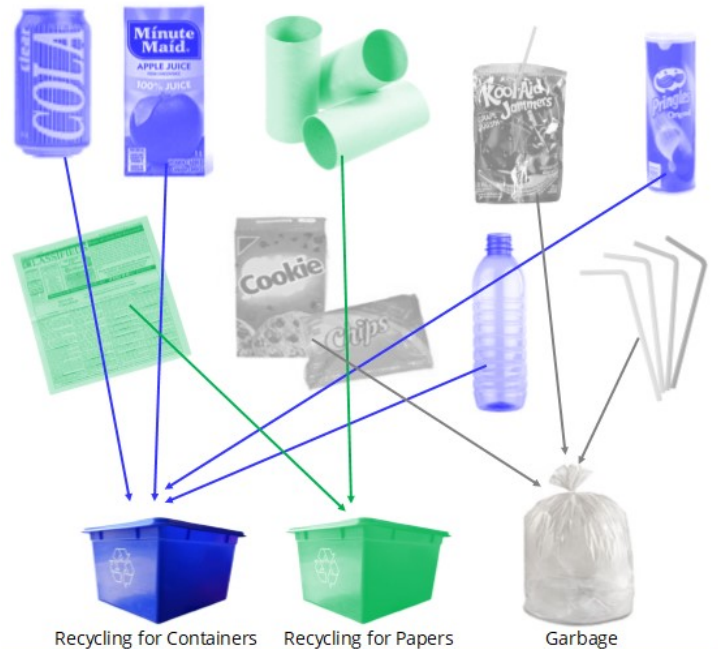


Come see me at the West Guilford Landfill, 11903 Highway 118, West Guilford during regular operating hours. Visit www.dysartetal.ca for our hours.

 Follow me on Instagram @wes.guilford

 Follow Dysart et al Waste Management on Facebook @dysartwaste

Solutions



Municipality of
Dysart et al

705-457-1740 www.dysartetal.ca

